

# CYBELE INDUSTRIES LTD

NO.138, SIDCO Industrial Estate,  
Ambattur, Chennai- 600 098.  
Ph.No.044-32958399, 32957015, Fax 044-43111117  
E-mail: [corporate@qflexcable.com](mailto:corporate@qflexcable.com) Website: [www.cybele.co.in](http://www.cybele.co.in)  
CIN: L31300TN1993PLC025063

Ref.: Sect/2021-22

Date: 12.11.2021

The General Manager  
Corporate Relations Department  
BSE Limited  
Floor 25 , P J Towers,  
Dalal Street,  
Mumbai - 400 001.

Through: BSE Listing Centre

Scrip Code: 531472

Dear Sir / Madam,

**Sub:** Intimation of Outcome of Board Meeting Under Regulation 30 and 33 of the SEBI  
(Listing Obligations and Disclosure Requirements) Regulations, 2015.

\*\*\*

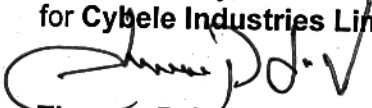
We hereby inform you that The Board at their meeting held today, i.e. Friday, 12<sup>th</sup> Nov 2021 has approved and taken on record the unaudited financial results and along with Limited Review Report, for the quarter ended 30<sup>th</sup> Sep 2021 pursuant to Regulation 33 of the SEBI Listing regulations

The Board meeting commenced at 4.00 p.m. and concluded at 6:00 p.m. The above information is also available on the website of the Company: [www.qflexcable.com](http://www.qflexcable.com)

This is for your information and records.

Thanking you,

Yours faithfully,  
for Cybele Industries Limited

  
Thomas P Joy  
Managing Director  
Encl: As above.



**CYBELE INDUSTRIES LTD**  
**CIN: L31300TN1993PLC025063**  
**138, SIDCO INDUSTRIAL ESTATE, AMBATTUR, CHENNAI -600 098.**

**Statement of Unaudited Financial Results for the Quarter and Six Months ended 30th September 2021**  
(Rs. In lakhs)

S.No	Particulars	Quarter ended 30 September 2021 (Unaudited)	Preceding Quarter ended 30 June 2021 (Unaudited)	Corresponding Quarter ended 30 September 2020 (Unaudited)	Six Months ended 30 September 2021 (Unaudited)	Corresponding Six months ended 30 September 2020 (Unaudited)	Year ended 31 March 2021 (Audited)
<b>1</b>	<b>Income from operations</b>						
	(a) Net sales/income from operations	558.13	627.12	717.78	1185.25	840.59	1970.58
	(b) Other operating income	0.00	0.00	0.00	0.00	0	0.00
	<b>Total income from operations (net)</b>	<b>558.13</b>	<b>627.12</b>	<b>717.78</b>	<b>1185.25</b>	<b>840.59</b>	<b>1970.58</b>
<b>2</b>	<b>Other Income</b>	<b>2.72</b>	<b>4.26</b>	<b>0.00</b>	<b>6.98</b>	<b>0</b>	<b>0.70</b>
<b>3</b>	<b>Total Income (1+2)</b>	<b>560.85</b>	<b>631.38</b>	<b>717.78</b>	<b>1192.23</b>	<b>840.59</b>	<b>1971.28</b>
<b>4</b>	<b>Expenses</b>						
	(a) Cost of materials consumed	528.93	408.27	355.37	937.20	488.15	1311.49
	(b) Purchases of stock-in-trade	0.00	0.00	0.00	0.00	0.00	0.00
	(c) Changes in inventories of finished goods, work-in-progress and stock-in-trade	-143.91	61.30	172.45	-82.61	92.55	(32.82)
	(d) Employee benefits expense	86.46	70.99	79.23	157.45	118.67	277.78
	(e) Finance Cost	19.42	17.71	15.00	37.13	25.70	53.95
	(f) Depreciation and amortisation expense	18.32	17.77	16.00	36.09	31.00	74.83
	(f) Other expenses	46.77	43.72	79.86	90.49	105.86	274.98
	<b>Total expenses</b>	<b>555.99</b>	<b>619.76</b>	<b>717.91</b>	<b>1175.75</b>	<b>861.93</b>	<b>1960.21</b>
<b>5</b>	<b>Profit / (Loss) from operations before other income and exceptional items (3-</b>	<b>4.86</b>	<b>11.62</b>	<b>-0.13</b>	<b>16.48</b>	<b>-21.34</b>	<b>11.07</b>
<b>6</b>	<b>Exceptional items</b>	<b>0.00</b>	<b>0.00</b>	<b>0.00</b>	<b>0.00</b>	<b>0.00</b>	<b>0.00</b>
<b>7</b>	<b>Profit / (Loss) before tax (5-6)</b>	<b>4.86</b>	<b>11.62</b>	<b>-0.13</b>	<b>16.48</b>	<b>-21.34</b>	<b>11.07</b>
<b>8</b>	<b>Tax expense</b>						
	(a) Current Tax	1.31	3.22	0.00	4.53	0.00	1.72
	(b) Deferred Tax	2.56	3.35	0.00	5.91	0.00	32.51
	<b>Total Tax Expenses</b>	<b>3.87</b>	<b>6.57</b>	<b>0.00</b>	<b>10.44</b>	<b>0.00</b>	<b>34.23</b>
<b>9</b>	<b>Profit / (Loss) After tax (7 - 8)</b>	<b>0.99</b>	<b>5.05</b>	<b>-0.13</b>	<b>6.04</b>	<b>-21.34</b>	<b>-23.16</b>
<b>10</b>	<b>Other Comprehensive Income, net of</b>						
	(a) Items that will not be reclassified to profit or loss	0.00	0.00	0.00	0.00	0.00	0.00
	(b) Items that will be reclassified to profit or loss	0.00	0.00	0.00	0.00	0.00	0.00
	Total other comprehensive income, net of tax	0.00	0.00	0.00	0.00	0.00	0.00
<b>11</b>	<b>Total comprehensive income (9+10)</b>	<b>0.99</b>	<b>5.05</b>	<b>-0.13</b>	<b>6.04</b>	<b>-21.34</b>	<b>-23.16</b>
<b>12</b>	<b>Paid-up equity share capital(Face Value of Rs 10/-)</b>	<b>1069.58</b>	<b>1069.58</b>	<b>1069.58</b>	<b>1069.58</b>	<b>1069.58</b>	<b>1069.58</b>
<b>13</b>	<b>Other Equity</b>						
<b>14</b>	<b>Basic and diluted earnings per share (Rs) (not annualised)</b>	<b>0.01</b>	<b>0.05</b>	<b>0.00</b>	<b>0.06</b>	<b>-0.20</b>	<b>(0.22)</b>

Place: chennai  
Date : 12th Nov 2021



for Cybele Industries Limited

*Thomas P Joy*  
**Thomas P Joy**  
**Managing Director**

**CYBELE INDUSTRIES LTD**


CIN: L31300TN1993PLC025063

No.138, SIDCO Industrial Estate, Ambattur, Chennai - 600 098

**STATEMENT OF ASSETS AND LIABILITIES**

Rs. In Lacs.

S.No.	Particulars	for the half year ended on 30-09 -2021 Unaudited	for the half year ended on 30-09 -2020 Unaudited
<b>A</b>	<b>ASSETS</b>		
<b>1</b>	<b>Non-current assets</b>		
	(a) Fixed assets	2,836.21	2,793.09
	(b) Goodwill on consolidation * (c) Non-current investments	-	-
	(d) Deferred tax assets (net)	-	-
	(e) Long-term loans and advances	-	-
	(f) Other non-current assets	548.80	548.80
	Sub-total - Non-current assets	3,385.01	3,341.89
<b>2</b>	<b>Current assets</b>		
	(a) Current investments		
	(b) Inventories	448.52	212.80
	(c) Trade receivables	81.33	295.78
	(d) Cash and cash equivalents	41.25	50.24
	(e) Short-term loans and advances	-	-
	(f) Other current assets	95.94	35.06
	Sub-total - Current assets	667.04	593.88
	<b>TOTAL - ASSETS</b>	<b>4,052.05</b>	<b>3,935.77</b>
<b>A</b>	<b>EQUITY AND LIABILITIES</b>		
<b>1</b>	<b>Shareholders' funds</b>		
	(a) Share capital	1,069.58	1,069.58
	(b) Reserves and surplus	1,655.30	1,640.65
	(c) Money received against share warrants	-	-
	Sub-total - Shareholders' funds Share application money pending allotment Minority interest *	2,724.88	2,710.23
<b>2</b>	<b>Non-current liabilities</b>		
	(a) Long-term borrowings	616.07	84.31
	(b) Deferred tax liabilities (net) (c) Other long-term liabilities (d) Long-term provisions	45.85	13.35
	Sub-total - Non-current liabilities	661.92	97.66
<b>3</b>	<b>Current liabilities</b>		
	(a) Short-term borrowings	508.48	517.81
	(b) Trade payables	3.90	11.45
	(c) Other current liabilities	124.08	578.62
	(d) Short-term provisions	28.79	20.00
	Sub-total - Current liabilities	665.25	1,127.88
	<b>TOTAL - EQUITY AND LIABILITIES</b>	<b>4,052.05</b>	<b>3,935.77</b>



**CYBELE INDUSTRIES LTD**

CIN: L31300TN1993PLC025063

No.138, SIDCO Industrial Estate, Ambattur, Chennai - 600 098

**Unaudited Cash Flow Statement for the Period Ended 30 th September, 2021****in Lakhs**

<b>Particulars</b>	<b>For the Period Ended 30th Sep 2021</b>	<b>For the Period Ended 30th Sep 2020</b>
<b>A. Cash flow from operating activities</b>		
Net Profit / (Loss) before tax	16.48	-21.34
<i>Add:</i>		
Depreciation	36.09	31.00
Finance costs	37.13	25.70
Operating profit before working capital changes	<b>89.70</b>	<b>35.36</b>
<b>Adjustments for changes in working capital</b>		
Inventories	-118.39	88.17
Trade receivables	-117.49	-92.35
Short-term loans and advances	-55.01	-21.07
Trade payables	30.92	52.57
Other current liabilities	-0.14	-0.79
Short-term provisions	-25.33	-32.61
<b>Net cash flow from / (used in) operating activities (A)</b>	<b>-195.74</b>	<b>29.28</b>
<b>B. Cash flow from investing activities</b>		
<b>Purchase of property, plant and equipment</b>	-27.52	-122.28
Proceeds from sale of property, plant and equipment		
Purchase long term investments	-	-
- Others	-	-
Proceeds from sale of long-term investments	-	-
<b>Net cash flow from / (used in) investing activities (B)</b>	<b>-27.52</b>	<b>-122.28</b>
<b>C. Cash flow from financing activities</b>		
Proceeds from issue of equity shares	-	-
Proceeds from/( repayment) long term borrowings net	50.90	52.24
Proceeds from/( repayment) short term borrowings net	175.50	83.17
Finance cost	-37.13	-25.70
<b>Net cash flow from / (used in) financing activities (C)</b>	<b>189.27</b>	<b>109.71</b>
<b>Net increase / (decrease) in Cash and cash equivalents (A+B+C)</b>	<b>-33.99</b>	<b>16.71</b>
Cash and cash equivalents at the beginning of the year	75.24	33.53
<b>Cash and cash equivalents at the end of the year</b>	<b>41.25</b>	<b>50.24</b>



**CYBELE INDUSTRIES LTD**  
**CIN: L31300TN1993PLC025063**  
**138, SIDCO INDUSTRIAL ESTATE, AMBATTUR, CHENNAI -600 098.**

Segment wise Revenue, Results, Assets and Liabilities for the Quarter and Half Year ended 30th September 2021

(Rs. In lakhs)							
S.No	PARTICULARS	Quarter ended 30 September 2021 (Unaudited)	Preceding Quarter ended 30 June 2021 (Unaudited)	Corresponding Quarter ended 30 September 2020 (Unaudited)	Six Months ended 30 September 2021 (Unaudited)	Corresponding Six months ended 30 September 2020 (Unaudited)	Year ended 31 March 2021 (Audited)
<b>1</b>	<b>Segment Revenue</b>						
	a) Cables	466.28	605.44	653.16	1071.72	775.97	1751.72
	b) Real Estate	91.85	21.68	64.62	113.53	4.62	219.07
	<b>Total</b>	<b>558.13</b>	<b>627.12</b>	<b>717.78</b>	<b>1185.25</b>	<b>780.59</b>	<b>1970.79</b>
<b>2</b>	<b>Segment Results</b>						
	a) Cables	-13.74	40.56	-14.18	26.82	-15.23	-16.27
	b) Real Estate	38.02	-11.23	29.05	26.79	19.59	81.29
	<b>Total</b>	<b>24.28</b>	<b>29.33</b>	<b>14.87</b>	<b>53.61</b>	<b>4.36</b>	<b>65.02</b>
	<b>Less: Finance Cost</b>	<b>19.42</b>	<b>17.71</b>	<b>15.00</b>	<b>37.13</b>	<b>25.70</b>	<b>53.95</b>
	<b>Total profit before tax</b>	<b>4.86</b>	<b>11.62</b>	<b>-0.13</b>	<b>16.48</b>	<b>-21.34</b>	<b>11.07</b>
<b>3</b>	<b>Segment Assets</b>						
	a) Cables	1668.61	1796.88	1621.38	1668.61	1621.38	1605.22
	b) Real Estate	2425.52	2418.43	2314.39	2425.52	2314.39	2422.91
	<b>Total</b>	<b>4094.13</b>	<b>4215.31</b>	<b>3935.77</b>	<b>4094.13</b>	<b>3935.77</b>	<b>4028.13</b>
<b>4</b>	<b>Segment Liabilities</b>						
	a) Cables	1125.73	1176.14	1645.70	2301.87	1645.70	1058.10
	b) Real Estate	271.02	332.20	2290.07	603.22	2290.07	325.45
	<b>Total</b>	<b>1396.75</b>	<b>1508.34</b>	<b>3935.77</b>	<b>2905.09</b>	<b>3935.77</b>	<b>1383.55</b>


**Notes:**

- The above financial results were reviewed by the Audit Committee and approved by the board of directors in their meeting held on 12.11.2021
- The figures for the corresponding periods have been regrouped wherever necessary.

Place: chennai  
Date : 12th Nov 2021



for Cybele Industries Limited

  
Thomas P Joy  
Managing Director



# MANAVALAN & Co., CHARTERED ACCOUNTANTS

## **Auditor's Review Report on the Quarterly/Three months Unaudited standalone financial results of the Company pursuant to the Regulation 33 of the SEBI (Listing Obligations and Disclosure Requirements) Regulations, 2015 (as amended)**

### **Review report to The Board of Directors, Cybele Industries Ltd**

We have reviewed the accompanying statement of unaudited standalone financial results of **Cybele Industries Limited** (the company) for the quarter/ three months ended on 30.09.2021, being submitted by the company pursuant to the requirements of Regulation 33 of the SEBI (Listing Obligations and Disclosure Requirements) Regulations, 2015 (as amended) including relevant circulars issued by the SEBI from time to time.

This statement is the responsibility of the Company's Management and has been approved by the Board of Directors. Our responsibility is to issue a report on these financial statements based on our review, which has been prepared in accordance with the recognition and measurement principles laid down in Indian accounting standard 34 (Ind AS 34), interim Financial Reporting, prescribed under Section 133 of the Companies Act, 2013 as amended, read with relevant rules issued thereunder and other accounting principles generally accepted in India.

We conducted our review of the Statement in accordance with the Standard on Review Engagements (SRE) 2410 "Review of Interim Financial Information performed by the Independent Auditor of the Entity", issued by the Institute of Chartered Accountants of India. This standard requires that we plan and perform the review to obtain moderate assurance as to whether the financial statements are free of material misstatement. A review of interim financial information consists of making inquiries, primarily of persons responsible for financial and accounting matters and applying analytical and other review procedures. A review is substantially less in scope than an audit conducted in accordance with Standards on Auditing and consequently does not enable us to obtain assurance that we would become aware of all significant matters that might be identified in an audit. Accordingly, we do not express an audit opinion.

Based on our review conducted as above, nothing has come to our attention that causes us to believe that the accompanying statement of


# 16/31, Perumal II nd Street, Purasaiwalkam, Chennai - 600 007  
Mobile : 95001 54000, Phone : 044-64503510, E-mail : manavalanandco@yahoo.com



standalone unaudited financial results prepared in accordance with the recognition and measurement principles laid down in the applicable Indian accounting standards prescribed under Section 133 of the Companies Act, 2013 as amended, read with relevant rules issued there under and other recognized accounting practices and polices generally accepted in India, has not disclosed the information required to be disclosed in terms of Regulation 33 of the SEBI (Listing Obligations and Disclosure Requirements) Regulations, 2015 ( as amended) including the manner in which it is to be disclosed, or that it contains any material misstatement.

Place: Chennai  
Date: 12.11.2021

for Manavalan & Co  
Chartered Accountants



Firm Reg No.012478S  
CA.V.P. Manavalan  
Proprietor  
Membership No.220470  
UDIN: